

Product Profile

Backup PLUS 2.0



Value**PLUS** Computer Systems

Dhaka, Bangladesh

CONTACT DETAILS

Nahid Ahmad

Business Development Manager

Telephone: 8024301, 9002136 Ext: 117

Email: dihan@dhaka.net

Backup PLUS 2.0

In today's IT enabled world, back up of critical organisational data is one of the key functions of the IT department of an organisation. BackupPLUS is an easy-to-use data backup solution that lets you protect your data and information with minimal effort. BackupPLUS reduces the burden of identifying, selecting and copying important files and folders each time you back up your data. With the user-friendly interface you can customize your backups to protect your data - your way! BackupPLUS reduces the overall cost of data backup by significantly reducing involvement of management and technical personnel in the data backup process.

How does BackupPLUS work?

After installation of the software, you only need to define some backup options. Some of the key functions that you may want to define are:

- Creation of a backup profile for the user
- Selection of backup location(s)
- Selection of differential backup location(s)
- Setting the location of the history file
- Enabling/disabling auto-backup
- Selection of restore location to retrieve data in case of data lost.
- Setting up backup type (archival or incremental)

Once the above-mentioned are defined, the software will do the rest! The IT personnel of the organisation will only record/store the organizational backup data into a specific storage media (Tape, CD, DVD, HDD, etc).

Features and benefits of BackupPLUS

Backup profile to add/remove files and folders

You can easily create new backup profile to identify your important files and folders for backup. The list editor of the software allows you to select files and folders for the backup process. While creating a profile, you can easily keep track of the total size of the selected file. You can also remove files/folders from an existing profile. Renaming of a profile is as easy as it is in the operating system.

Auto backup of selected profiles

You can automatically backup your data option to avoid the hassle of manual backup. With the auto backup option is on, the software will automatically take backup of the selected profiles in their predefined destinations. Auto backup significantly reduces involvement requirement of the user and thus, saves valuable time.

Backup PLUS 2.0

Backup history

History report provides you with the detailed information of back up for all the users in the organisation. This management information report enables the IT department to ensure that each user of the organisation is regularly taking back up of his/her files and folders.

Only authorized access to the option

As the responsible IT personnel of the organisation, you can control access of the user to setup options of the software. Thus, only authorized person will be able to change setup of back up operation. This feature supports the management in implementing organisation wide data backup initiatives.

Easy restoration process of the backed up files/folders

The user-friendly interface of BackupPLUS 2.0 makes it very easy to restore lost files/folders. You just need to select the files and folders and click the restore button.

Archival and incremental data backup option

You can select between archival backup (all the files in a profile) and incremental backup (newly created and changed files of a profile). Incremental backup significantly reduces backup time where as archival backup ensures that all the files and folders in a profile is save.

Screenshots in Attachment - A highlight different functions and features of BackupPLUS 2.0.

System requirements

BackupPLUS can be installed in any IBM compatible PC with the following minimum specifications:

- 200Mhz processor
- Microsoft® Windows® 98 / 98SE / Me / XP/NT/2000
- 20 MB of hard drive space;
- 32MB of RAM
- USB port or a CD Drive for software installation

CONTACT DETAILS

ValuePLUS Computer Systems

Apt-2, 36/12, Middle Paikpara

Mirpur - I, Dhaka 1216


Phone: 9002136 ext. 117

Email: vpcs@dhaka.net

Backup PLUS 2.0

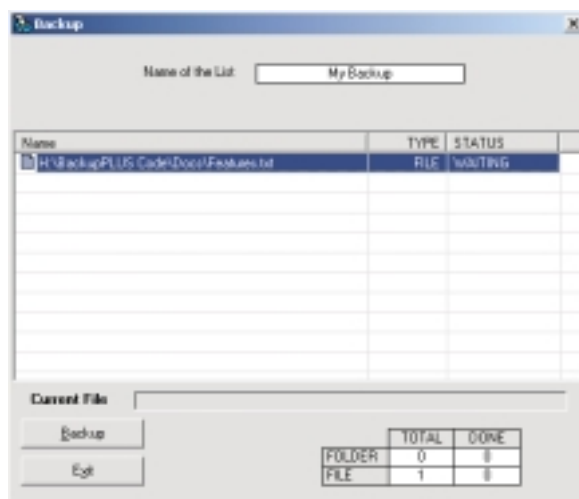
Attachment - A

BackupPLUS Main window



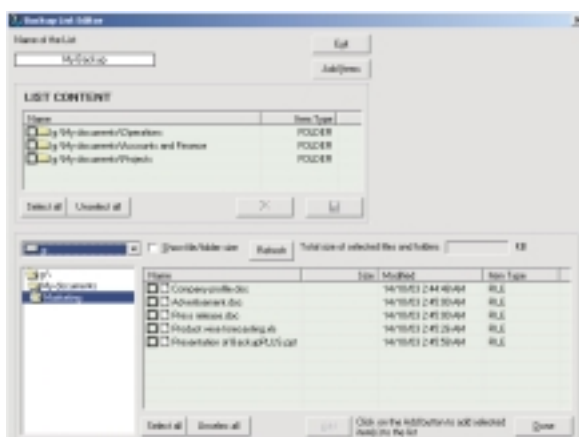
- Small easy to use interface
- Last backup time will remind you to take backup
- You can hide the interface while you are using other application

Backup window



- Transparent backup gives you the confidence that your data are secured!
- You can see the progress of the backup operation
- Stop backup process whenever you want

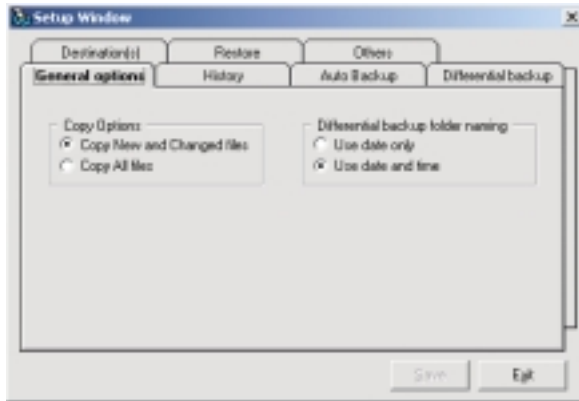
List Editor



- With only few clicks, add files and folders to a profile
- Keep track of the total size of selected files and folders for judicious use of disk space
- To remove files and folders from a profile, just select and click

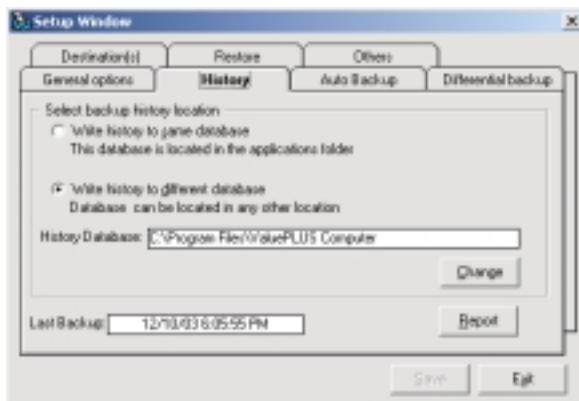
Backup PLUS 2.0

Setup Window: General options



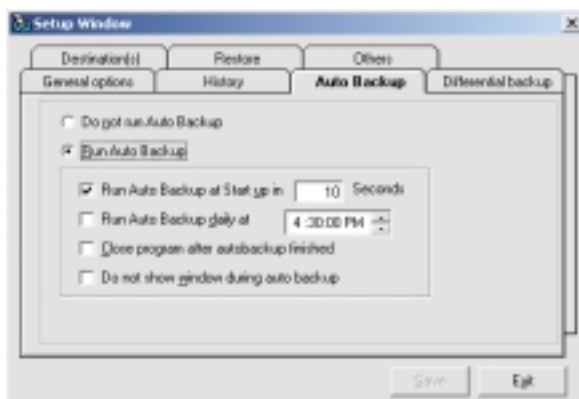
- Select between archival and incremental backup
- Select date wise or date and time wise incremental backup options
- You can remove files and folders

Setup Window: History



- Select location of backup history file
- Select a different database for the history (for all the users) file
- Use MIS report for data backup management

Setup Window: Auto Backup



- Select daily backup option
- Select auto backup start up time
- Select other auto backup features